



Sample: CA01217003-003

Harvest/Lot ID: 0001

Seed to Sale #NA

Batch Date : 12/01/20

Batch#: 0001

Sample Size Received: 10 gram

Retail Product Size: 454

Ordered : 12/17/20

Sampled : 12/17/20

Completed: 12/23/20 Expires: 12/23/21

Sampling Method: SOP Client Method

# Certificate of Analysis

Dec 23, 2020 | HFP

100 Bayview Circle  
Newport Beach, CA, 92660, US

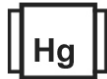


Page 1 of 4

PRODUCT IMAGE SAFETY RESULTS



Pesticides  
TESTED



Heavy Metals  
TESTED



Microbials  
TESTED



Mycotoxins  
TESTED



Residuals  
Solvents  
NOT TESTED



Filtration  
TESTED



Water Activity  
TESTED



Moisture  
TESTED



Terpenes  
TESTED

MISC.

CANNABINOID RESULTS



Total THC  
**0.165%**



Total CBD  
**0.199%**



Total Cannabinoids  
**15.666%**

CBDV	CBD	CBG	THCV	CBDA	CBGA	CBN	D9-THC	D8-THC	CBC	THCA-A
ND	ND	0.331%	ND	0.208%	13.563%	ND	ND	ND	0.066%	0.173%
ND	ND	3.310 mg/g	ND	2.080 mg/g	135.630 mg/g	ND	ND	ND	0.660 mg/g	1.730 mg/g
LOD 0.02 %	0.01 %	0.01 %	0.02 %	0.02 %	0.02 %	0.01 %	0.02 %	0.02 %	0.01 %	0.01 %

**Filtration TESTED**

Analyzed By	Weight	Extraction date	Extracted By	NA Result
1048	1g	NA		0
<b>Analyte</b>		<b>LOD</b>		<b>Result</b>
Insect fragments, hairs & mammalian excreta		0.1		
<b>Analysis Method -SOP.T.40.013</b>		<b>Batch Date : 12/11/20 14:52:13</b>		
<b>Analytical Batch -CA000623FIL</b>		<b>Reviewed On - 12/18/20 09:14:44</b>		
<b>Instrument Used :</b>				

This includes but is not limited to hair, insects, feces, packaging contaminants, and manufacturing waste and by-products. An SH-28/T Stereo Microscope is use for inspection.

**Water Activity TESTED**

Analyte	Analyzed by	Weight	Ext. date	LOD	A.L	Result
WATER ACTIVITY	1048	0.544g	12/18/20	0.001 Aw	0.65Aw	0.544 aW
<b>Analysis Method -THIS IS YOUR SOP</b>						
<b>Batch Date : 12/14/20 09:17:32</b>						
<b>Analytical Batch -CA000624WAT</b>			<b>Reviewed On - 12/18/20 14:43:02</b>			
<b>Instrument Used : Rotronic Water Meter HygroPalm23-AW (MO-WA-01)</b>						

**Moisture TESTED**

Analyte	Analyzed by	Weight	Ext. date	LOD	A.L	Result
MOISTURE CONTENT	1048	0.565g	12/18/20	0.1 %		8.460 %
<b>Analysis Method -SOP.T.40.011</b>						
<b>Batch Date : 12/09/20 15:14:46</b>						
<b>Analytical Batch -CA000616MOI</b>			<b>Reviewed On - 12/18/20 11:47:13</b>			
<b>Instrument Used : Shimadzu UniBloc Moisture Content Analyzer (MO-MA-01)</b>						

Cannabinoid Profile Test

Analyzed by	Weight	Extraction date :	Extracted By :
1068	0.527g	NA	NA
<b>Analysis Method -SOP.T.40.020, SOP.T.30.050</b>		<b>Reviewed On - 12/21/20 14:10:48</b>	
<b>Analytical Batch -CA000634POT</b>		<b>Batch Date : 12/18/20 09:03:18</b>	
<b>Instrument Used : HPLC-3Dplus(MO-HPLC-01)</b>			

Reagent	Dilution	Consums. ID
111720.02	20	200110
093020.03		VAV-09-1020
110420.07		80001-188
113020.05		Y0189AF002398
		842751369
		K471831
		L327011
		SFN-BV-1025

Full spectrum cannabinoid analysis utilizing High Performance Liquid Chromatography with UV detection (HPLC-UV). (Method: SOP.T.30.050 for sample prep and Shimadzu High Sensitivity Method SOP.T.40.020 for analysis. LOQ for all cannabinoids is 0.5 mg/L). The results of total THC, total CBD and total Cannabinoids in plant sample are reported on a dry weight basis.

This report shall not be reproduced, unless in its entirety, without written approval from Kaycha Labs. This report is an Kaycha Labs certification. The results relate only to the material or product analyzed. Test results are confidential unless explicitly waived otherwise. Void after 1 year from test end date. Cannabinoid content of batch material may vary depending on sampling error. IC=In-control QC parameter, NC=Non-controlled QC parameter, ND=Not Detected, NA=Not Analyzed, ppm=Parts Per Million, ppb=Parts Per Billion. Limit of Detection (LoD) and Limit of Quantitation (LoQ) are terms used to describe the smallest concentration that can be reliably measured by an analytical procedure. RPD=Reproducibility of two measurements. Action Levels are State determined thresholds for human safety for consumption and/or inhalation. The result >99% are variable based on uncertainty of measurement (UM) for the analyte. The UM error is available from the lab upon request. The "Decision Rule" for the pass/fail does not include the UM. The limits are based on F.S. Rule 64-4.310.

Haifei Yin  
Lab Director

State License # NA  
ISO Accreditation #  
L18-47-1



Signature

12/24/2020

Signed On



# Certificate of Analysis

HFP

100 Bayview Circle  
Newport Beach, CA, 92660, US  
Telephone: 9497020532  
Email: jenna@hempflowerprime.com

Sample : CA01217003-003

Harvest/LOT ID: 0001

Batch# : 0001

Sampled : 12/17/20

Ordered : 12/17/20

Sample Size Received : 10 gram

Completed : 12/23/20 Expires: 12/23/21

Sample Method : SOP Client Method

Page 2 of 4



## Terpenes

TESTED

Terpenes	LOD ppm	PPM	%	Result (%)	Terpenes	LOD ppm	PPM	%	Result (%)
ALPHA-PINENE	1250	ND	ND						
ALPHA-TERPINENE	1250	ND	ND						
ALPHA-BISABOLOL	1250	1707.14	0.1707						
BETA-CARYOPHYLLENE	1250	2126.89	0.2126						
BETA-MYRCENE	1250	ND	ND						
BETA-PINENE	1250	ND	ND						
CAMPHENE	1250	ND	ND						
(-)-CARYOPHYLLENE OXIDE	1250	ND	ND						
CIS-NEROLIDOL	537.5	ND	ND						
D-LIMONENE	1250	ND	ND						
DELTA-3-CARENE	1250	ND	ND						
EUCALYPTOL	1250	ND	ND						
GAMMA TERPINENE	1250	ND	ND						
GERANIOL	1250	ND	ND						
GUAJOL	1250	ND	ND						
HUMULENE	1250	ND	ND						
ISOPULEGOL	1250	ND	ND						
LINALOOL	1250	ND	ND						
OCIMENE ISOMER 1	375	ND	ND						
P-CYMENE	1250	ND	ND						
OCIMENE ISOMER 2	875	ND	ND						
TERPINOLENE	1250	ND	ND						
TRANS-NEROLIDOL	712.5	ND	ND						
<b>Total</b>		3834.038	0.3834						



## Terpenes

TESTED

Analyzed by 1050 Weight 0.521g Extraction date NA Extracted By NA

Analysis Method -SOP.T.40.091  
Analytical Batch -CA000642TER Reviewed On - 12/21/20 10:37:39  
Instrument Used : GC-2030 FID(MO-GCFID-01)  
Running On :  
Batch Date : 12/18/20 12:41:23

Reagent	Dilution	Consums. ID
112020.01		REST-21764
041320.10		33011020200006
041320.07		
081420.R01		
GC_FID		

This report shall not be reproduced, unless in its entirety, without written approval from Kaycha Labs. This report is a Kaycha Labs certification. The results relate only to the material or product analyzed. Test results are confidential unless explicitly waived otherwise. Void after 1 year from test end date. Cannabinoid content of batch material may vary depending on sampling error. IC=In-control QC parameter, NC=Non-controlled QC parameter, ND=Not Detected, NA=Not Analyzed, ppm=Parts Per Million, ppb=Parts Per Billion. Limit of Detection (LoD) and Limit of Quantitation (LoQ) are terms used to describe the smallest concentration that can be reliably measured by an analytical procedure. RPD=Reproducibility of two measurements. Action Levels are State determined thresholds for human safety for consumption and/or inhalation. The result >99% are variable based on uncertainty of measurement (UM) for the analyte. The UM error is available from the lab upon request. The "Decision Rule" for the pass/fail does not include the UM. The limits are based on F.S. Rule 64-4.310.

**Haifei Yin**  
Lab Director

State License # NA  
ISO Accreditation #  
L18-47-1



Signature

12/24/2020

Signed On



# Certificate of Analysis

HFP

100 Bayview Circle  
Newport Beach, CA, 92660, US  
Telephone: 9497020532  
Email: jenna@hempflowerprime.com

Sample : CA01217003-003

Harvest/LOT ID: 0001

Batch# : 0001

Sampled : 12/17/20

Ordered : 12/17/20

Sample Size Received : 10 gram

Completed : 12/23/20 Expires: 12/23/21

Sample Method : SOP Client Method

Page 3 of 4



## Pesticides

# TESTED

Pesticides	LOD	Units	Action Level	Result	Pesticides	LOD	Units	Action Level	Result
DAMINOZIDE	0.016	ug/g	0.016	ND	CHLORPYRIFOS	0.014	ug/g	0.014	ND
ACEPHATE	0.00059	ug/g	0.1	ND	HEXYTHIAZOX	0.00156	ug/g	0.1	ND
OXAMYL	0.00494	ug/g	0.5	ND	ETOXAZOLE	0.00150	ug/g	0.1	ND
FLONICAMID	0.00748	ug/g	0.1	ND	SPIROMESIFEN	0.00146	ug/g	0.1	ND
THIAMETHOXAM	0.00238	ug/g	5	ND	CYLUTHRIN	0.08619	ug/g	2	ND
METHOMYL	0.00351	ug/g	1	ND	CYPERMETHRIN	0.00295	ug/g	1	ND
IMIDACLOPRID	0.00355	ug/g	5	ND	FENPYROXIMATE	0.00160	ug/g	0.1	ND
ACETAMIPRID	0.00288	ug/g	0.1	ND	PYRIDABEN	0.00164	ug/g	0.1	ND
MEVINPHOS	0.0081	ug/g	0.0081	ND	ABAMECTIN B1A	0.01609	ug/g	0.1	ND
DIMETHOATE	0.0044	ug/g	0.0044	ND	ETOFENPROX	0.0048	ug/g	0.0048	ND
THIACLOPRID	0.0046	ug/g	0.0046	ND	BIFENTHRIN	0.008	ug/g	3	ND
IMAZALIL	0.0029	ug/g	0.0029	ND	ACEQUINOCYL	0.00371	ug/g	0.1	ND
ALDICARB	0.018	ug/g	0.018	ND	SPINOSADS	0.00115	ug/g	0.1	ND
PROPOXUR	0.018	ug/g	0.018	ND	PYRETHRINS	0.00240	ug/g	0.5	ND
DICHLORVOS	0.029	ug/g	0.029	ND	PERMETHRINS	0.00275	ug/g	0.5	ND
CARBOFURAN	0.011	ug/g	0.011	ND	PCNB *	0.029	ug/g	0.1	ND
CARBARYL	0.00570	ug/g	0.5	ND	PARATHION-METHYL *	0.019	ug/g	0.1	ND
NALED	0.00275	ug/g	0.1	ND	CAPTAN *	0.110	ug/g	0.7	ND
CHLORANTRANILIPROLE	0.01079	ug/g	10	ND	CHLORDANE *	0.024	ug/g	0.1	ND
METALAXYL	0.00095	ug/g	2	ND	CHLORFENAPYR *	0.019	ug/g	0.1	ND
PHOSMET	0.00288	ug/g	0.1	ND					
AZOXYSTROBIN	0.00281	ug/g	0.1	ND					
FLUDIOXONIL	0.00336	ug/g	0.1	ND					
SPIROXAMINE	0.0028	ug/g	0.0028	ND					
BOSCALID	0.00233	ug/g	0.1	ND					
METHIACARB	0.010	ug/g	0.01	ND					
PACLOBUTRAZOL	0.0028	ug/g	0.0028	ND					
MALATHION	0.00169	ug/g	0.5	ND					
DIMETHOMORPH	0.00131	ug/g	2	ND					
MYCLOBUTANIL	0.00191	ug/g	0.1	ND					
BIFENAZATE	0.00203	ug/g	0.1	ND					
FENHEXAMID	0.00108	ug/g	0.1	ND					
SPIROTETRAMAT	0.01741	ug/g	0.1	ND					
FIPRONIL	0.0041	ug/g	0.0041	ND					
ETHOPROPHOS	0.0037	ug/g	0.0037	ND					
FENOXYCARB	0.0039	ug/g	0.0039	ND					
KRESOXIM-METHYL	0.00282	ug/g	0.1	ND					
TEBUCONAZOLE	0.00092	ug/g	0.1	ND					
COUMAPHOS	0.0033	ug/g	0.0033	ND					
DIAZINON	0.00155	ug/g	0.1	ND					
PROPICONAZOLE	0.00144	ug/g	0.1	ND					
CLOFENTEZINE	0.00172	ug/g	0.1	ND					
SPINETORAM	0.00040	ug/g	0.1	ND					
TRIFLOXYSTROBIN	0.00128	ug/g	0.1	ND					
PRALLETHRIN	0.00301	ug/g	0.1	ND					
PIPERONYL BUTOXIDE	0.00128	ug/g	3	ND					



### Pesticides

TESTED

**Analyzed by** 1051, 1051      **Weight** 0.5061g      **Extraction date** 12/18/20 12:12:50      **Extracted By** 1051,  
**Analysis Method** - SOP.T.30.060, SOP.T.40.060 ,  
**Analytical Batch** - CA000636PES, CA000640VOL  
**Instrument Used** : LCMS-8060 (PES) (MO-LCMS-001) , GCMS-TQ8050\_FLO(MO-GCMSTQ-01)  
**Running On** :  
**Batch Date** : 12/18/20 11:15:13      **Reviewed On-** 12/18/20 09:14:44

Reagent	Dilution	Consums. ID
091720.04	1	200110
091820.02		06022-060
102750.002		VAI-09-1020
121420.007		ALB-09-1414
131520.003		80081-188
121420.008		19210465
120220.002		L39826
		L42292
		L37138
		SFN-BV-1025
		76124-646

Pesticide screen is performed using LC-MS which can screen down to below single digit ppb concentrations for regulated Pesticides. Currently we analyze for 57 Pesticides. (Method: SOP.T.30.060 Sample Preparation for Pesticides Analysis via LCMSMS and SOP.T40.060 Procedure for Pesticide Quantification Using LCMS). \*

This report shall not be reproduced, unless in its entirety, without written approval from Kaycha Labs. This report is an Kaycha Labs certification. The results relate only to the material or product analyzed. Test results are confidential unless explicitly waived otherwise. Void after 1 year from test end date. Cannabinoid content of batch material may vary depending on sampling error. IC=In-control QC parameter, NC=Non-controlled QC parameter, ND=Not Detected, NA=Not Analyzed, ppm=Parts Per Million, ppb=Parts Per Billion. Limit of Detection (LoD) and Limit of Quantitation (LoQ) are terms used to describe the smallest concentration that can be reliably measured by an analytical procedure. RPD=Reproducibility of two measurements. Action Levels are State determined thresholds for human safety for consumption and/or inhalation. The result >99% are variable based on uncertainty of measurement (UM) for the analyte. The UM error is available from the lab upon request. The "Decision Rule" for the pass/fail does not include the UM. The limits are based on F.S. Rule 64-4.310.

**Haifei Yin**  
Lab Director

State License # NA  
ISO Accreditation #  
L18-47-1

Signature

12/24/2020

Signed On



# Certificate of Analysis

HFP

100 Bayview Circle  
Newport Beach, CA, 92660, US  
Telephone: 9497020532  
Email: jenna@hempflowerprime.com

Sample : CA01217003-003

Harvest/LOT ID: 0001

Batch# : 0001

Sampled : 12/17/20


Ordered : 12/17/20

Sample Size Received : 10 gram


Completed : 12/23/20 Expires: 12/23/21

Sample Method : SOP Client Method

Page 4 of 4



**Microbials**
TESTED



**Mycotoxins**
TESTED

Analyte	LOD	Result	Analyte	LOD	Units	Result	Action Level (PPB)
SALMONELLA		not present in 1 gram.	OCHRATOXIN A+	5.000	µg/kg	ND	20
ASPERGILLUS_FLAVUS		not present in 1 gram.	AFLATOXIN B1	0.5	ug/kg	ND	20
ASPERGILLUS_FUMIGATUS		not present in 1 gram.	AFLATOXIN G1	0.5	ug/kg	ND	20
ASPERGILLUS_NIGER		not present in 1 gram.	AFLATOXIN G2	1	ug/kg	ND	20
ASPERGILLUS_TERREUS		not present in 1 gram.	AFLATOXIN B2	0.5	ug/kg	ND	20
SHIGA_TOXIN-PRODUCING ESCHERICHIA. COLI		not present in 1 gram.	TOTAL AFLATOXINS (SUM OF B1, B2, G1 & G2)	7.2	µg/kg	ND	20

Analysis Method -SOP.T.40.043

Analytical Batch -CA000645MIC Batch Date : 12/21/20

Instrument Used : Sensovation SensoSpot Fluorescence

Running On :

Analyzed by	Weight	Extraction date	Extracted By
1069	1.02g	NA	NA

Consums. ID	Consums. ID	Consums. ID	Consums. ID	Consums. ID
200103-274	76322-134	QU26793	842730950	213955
10025-726	26219028	QU27364	960550291	18353
200103274	6980A10	QU27000	QU24028	216215
89012-778	107400-31-060120	RU13471	QU28720	03086
215918	107533-17-071520	RU14275	RU14274	
13-681-506	207379	RU12041	RU11952	

Microbiological testing for Fungal and Bacterial Identification via Polymerase Chain Reaction (PCR) method consisting of sample DNA amplified via tandem Polymerase Chain Reaction (PCR) as a crude lysate which avoids purification. (Method SOP.T.40.043) If a pathogenic Escherichia Coli, Salmonella, Aspergillus fumigatus, Aspergillus flavus, Aspergillus niger, or Aspergillus terreus is detected in 1g of a sample, the sample fails the microbiological-impurity testing.

Analysis Method -SOP.T.30.060, SOP.T.40.060

Analytical Batch -CA000641MYC | Reviewed On - 12/19/20 10:43:14

Instrument Used : LCMS-8060 (MYC) (MO-LCMS-001)

Running On :

Batch Date : 12/18/20 12:24:58

Analyzed by	Weight	Extraction date	Extracted By
1051	1g	NA	NA

Aflatoxins B1, B2, G1, G2, and Ochratoxins A testing using LC-MS. (Method: SOP.T.30.060 for Sample Preparation and SOP.T40.060 Procedure for Mycotoxins Quantification Using LCMS. LQQ 1.0 ppb). Total Aflatoxins (Aflatoxin B1, B2, G1, G2) must be <20µg/Kg. Ochratoxins must be <20µg/Kg.



**Heavy Metals**
TESTED

Reagent	Reagent	Consums. ID
012420.01	020320.02	2003055-9D-0266-TA
010220.01	110920.R09	89049-174
030220.11	101920.02	350518130
101920.R03		
121420.R03		
120219.03		

Metal	LOD	Unit	Result	Action Level (PPM)
ARSENIC	0.0007	µg/g	0.068	0.2
CADMIUM	0.0036	µg/g	0.056	0.2
LEAD	0.0085	µg/g	0.275	0.5
MERCURY	0.0029	µg/g	0.018	0.1

Analyzed by	Weight	Extraction date	Extracted By
1050	0.520g	NA	NA

Analysis Method -SOP.T.40.050, SOP.T.30.052

Analytical Batch -CA000639HEA | Reviewed On - 12/18/20 14:25:09

Instrument Used : ICPMS-2030(MO-ICPMS-01)

Running On :

Batch Date : 12/18/20 12:20:33

Heavy Metals screening is performed using ICP-MS (Inductively Coupled Plasma - Mass Spectrometer) which can screen down to below single digit ppb concentrations for regulated heavy metals using Method SOP.T.30.052 Sample Preparation for Heavy Metals Analysis via ICP-MS and SOP.T.40.050 Heavy Metals Analysis via ICP-MS.

This report shall not be reproduced, unless in its entirety, without written approval from Kaycha Labs. This report is an Kaycha Labs certification. The results relate only to the material or product analyzed. Test results are confidential unless explicitly waived otherwise. Void after 1 year from test end date. Cannabinoid content of batch material may vary depending on sampling error. IC=In-control QC parameter, NC=Non-controlled QC parameter, ND=Not Detected, NA=Not Analyzed, ppm=Parts Per Million, ppb=Parts Per Billion. Limit of Detection (LoD) and Limit of Quantitation (LoQ) are terms used to describe the smallest concentration that can be reliably measured by an analytical procedure. RPD=Reproducibility of two measurements. Action Levels are State determined thresholds for human safety for consumption and/or inhalation. The result >99% are variable based on uncertainty of measurement (UM) for the analyte. The UM error is available from the lab upon request. The "Decision Rule" for the pass/fail does not include the UM. The limits are based on F.S. Rule 64-4.310.

**Haifei Yin**  
Lab Director

State License # NA  
ISO Accreditation #  
L18-47-1



Signature

12/24/2020

Signed On