



Sample: CA00928006-002
Harvest/Lot ID: N/A
Seed to Sale #n/a
Batch Date : 09/28/20
Batch#: 0001

Sample Size Received: 10 gram
Retail Product Size: 454
Ordered : 09/28/20
Sampled : 09/28/20

Completed: 10/13/20 Expires: 10/13/21
Sampling Method: SOP Client Method

Certificate of Analysis

Oct 13, 2020 | Hemp Flower Prime

2444 Porter St,
Los Angeles, CA, 90021



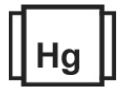
TESTED

Page 1 of 4

PRODUCT IMAGE SAFETY RESULTS



Pesticides
PASSED



Heavy Metals
PASSED



Microbials
PASSED



Mycotoxins
PASSED



Residuals
Solvents
NOT TESTED



Filtration
PASSED



Water Activity
PASSED



Moisture
PASSED



Terpenes
TESTED

MISC.

CANNABINOID RESULTS



Total THC
1.322%



Total CBD
13.507%



Total Cannabinoids
17.783%

| CBDV | CBD | CBG | THCV | CBDA | CBGA | CBN | D9-THC | D8-THC | CBC | THCA-A |
|----------|------------|------------|------|--------------|------------|------|------------|--------|------|-------------|
| ND | 0.564% | 0.547% | ND | 12.992% | 0.324% | ND | 0.128% | ND | ND | 1.189% |
| ND | 5.640 mg/g | 5.470 mg/g | ND | 129.919 mg/g | 3.240 mg/g | ND | 1.280 mg/g | ND | ND | 11.890 mg/g |
| LOD 0.1% | 0.1% | 0.1% | 0.1% | 0.1% | 0.1% | 0.1% | 0.1% | 0.1% | 0.1% | 0.1% |

Filtration PASSED

| Analyzed By | Weight | Extraction date | LOD(ppm) | Extracted By |
|-------------------------------|--------|--------------------------------|----------|--------------|
| 1048 | 1g | NA | | NA |
| Analysis Method -SOP.T.40.013 | | Batch Date : 09/28/20 12:31:12 | | |
| Analytical Batch -CA000334FIL | | | | |
| Instrument Used : | | | | |
| Running On : | | | | |

This includes but is not limited to hair, insects, feces, packaging contaminants, and manufacturing waste and by-products. An SH-28/T Stereo Microscope is used for inspection.

Water Activity PASSED

| Analyte | Analyzed by | Weight | Ext. date | LOD | A.L | Result |
|--|-------------|--------|-----------|---------|--------|--------------------------------|
| WATER ACTIVITY | 1048 | 0.535g | 09/29/20 | 0.01 aW | 0.65aW | 0.529 aW |
| Analysis Method -THIS IS YOUR SOP | | | | | | Batch Date : 09/29/20 09:54:25 |
| Analytical Batch -CA000336WAT | | | | | | |
| Instrument Used : Rotronic Water Meter HygroPalm23-AW (MO-WA-01) | | | | | | |
| Running On : | | | | | | |

Cannabinoid Profile Test

| Analyzed by | Weight | Extraction date : | Extracted By : |
|---|--------|--|----------------|
| 1068 | 0.521g | NA | NA |
| Analysis Method -SOP.T.40.020, SOP.T.30.050 | | Batch Date : 10/06/20 10:33:04 | |
| Analytical Batch -CA000384POT | | Instrument Used : HPLC-2030(MO-HPLC-02) Running On : | |

| Reagent | Dilution | Consums. ID |
|------------|----------|-------------|
| 081920.01 | 20 | 200110 |
| 082620.04 | | 200103-274 |
| 082720.05 | | 66022-060 |
| 100820.R02 | | VAV-09-1020 |
| 100820.R01 | | 9299.077 |
| | | SPN-BX-1025 |

Full spectrum cannabinoid analysis utilizing High Performance Liquid Chromatography with UV detection (HPLC-UV). (Method: SOP.T.30.050 for sample prep and Shimadzu High Sensitivity Method SOP.T.40.020 for analysis. LOQ for all cannabinoids is 0.5 mg/L). The results of total THC, total CBD and total Cannabinoids in plant sample are reported on a dry weight basis.

Moisture PASSED

| Analyte | Analyzed by | Weight | Ext. date | LOD | A.L | Result |
|---|-------------|--------------------------------|-----------|------|---------|---------|
| MOISTURE CONTENT | 1048 | 0.528g | 09/29/20 | 0.1% | 11.470% | 11.470% |
| Analysis Method -SOP.T.40.011 | | Batch Date : 09/28/20 10:35:38 | | | | |
| Analytical Batch -CA000330MOI | | | | | | |
| Instrument Used : Shimadzu UniBloc Moisture Content Analyzer (MO-MA-01) | | | | | | |
| Running On : | | | | | | |

This report shall not be reproduced, unless in its entirety, without written approval from Kaycha Labs. This report is an Kaycha Labs certification. The results relate only to the material or product analyzed. Test results are confidential unless explicitly waived otherwise. Void after 1 year from test end date. Cannabinoid content of batch material may vary depending on sampling error. IC=In-control QC parameter, NC=Non-controlled QC parameter, ND=Not Detected, NA=Not Analyzed, ppm=Parts Per Million, ppb=Parts Per Billion. Limit of Detection (LoD) and Limit Of Quantitation (LoQ) are terms used to describe the smallest concentration that can be reliably measured by an analytical procedure. RPD=Reproducibility of two measurements. Action Levels are State determined thresholds for human safety for consumption and/or inhalation. The result >99% are variable based on uncertainty of measurement (UM) for the analyte. The UM error is available from the lab upon request. The "Decision Rule" for the pass/fail does not include the UM. The limits are based on F.S. Rule 64-4.310.

Haifei Yin
Lab Director

State License # NA
ISO Accreditation #
L18-47-1



Signature

10/14/2020

Signed On



Certificate of Analysis

TESTED

Hemp Flower Prime

2444 Porter St,
Los Angeles, CA, 90021
Telephone: (877) 888-7335
Email: julianna@kaychalabs.com

Sample : CA00928006-002

Harvest/LOT ID: N/A

Batch# : 0001

Sampled : 09/28/20

Ordered : 09/28/20

Sample Size Received : 10 gram

Completed : 10/13/20 Expires: 10/13/21

Sample Method : SOP Client Method


Page 3 of 4



Pesticides

PASSED

| Pesticides | LOD | Units | Action Level | Result | Pesticides | LOD | Units | Action Level | Result |
|---------------------|---------|-------|--------------|--------|--------------------|---------|-------|--------------|--------|
| ETOFENPROX | 0.00891 | ug/g | 0.1 | ND | PROPICONAZOLE | 0.00784 | ug/g | 0.1 | ND |
| DAMINOZIDE | 0.01431 | ug/g | 0.1 | ND | CLOFENTEZINE | 0.01012 | ug/g | 0.1 | ND |
| ACEPHATE | 0.00832 | ug/g | 0.1 | ND | SPINETORAM | 0.00644 | ug/g | 0.1 | ND |
| ACEQUINOCYL | 0.02485 | ug/g | 0.1 | ND | TRIFLOXYSTROBIN | 0.01122 | ug/g | 0.1 | ND |
| BIFENTHRIN | 0.01761 | ug/g | 3 | ND | PRALLETHRIN | 0.01963 | ug/g | 0.1 | ND |
| OXAMYL | 0.01351 | ug/g | 0.5 | ND | PIPERONYL BUTOXIDE | 0.01099 | ug/g | 3 | ND |
| SPINOSADS | 0.00619 | ug/g | 0.1 | ND | CHLORPYRIFOS | 0.00929 | ug/g | 0.1 | ND |
| FLONICAMID | 0.02322 | ug/g | 0.1 | ND | HEXYTHIAZOX | 0.01238 | ug/g | 0.1 | ND |
| THIAMETHOXAM | 0.0122 | ug/g | 5 | ND | ETOXAZOLE | 0.00825 | ug/g | 0.1 | ND |
| PYRETHRINS | 0.00371 | ug/g | 0.5 | ND | SPIROMESIFEN | 0.01614 | ug/g | 0.1 | ND |
| PERMETHRINS | 0.01244 | ug/g | 0.5 | ND | CYPERMETHRIN | 0.02438 | ug/g | 1 | ND |
| METHOMYL | 0.01625 | ug/g | 1 | ND | CYFLUTHRIN | 0.1 | ug/g | 2 | ND |
| IMIDACLOPRID | 0.0111 | ug/g | 5 | ND | FENPYROXIMATE | 0.01335 | ug/g | 0.1 | ND |
| ACETAMIPRID | 0.01294 | ug/g | 0.1 | ND | PYRIDABEN | 0.00531 | ug/g | 0.1 | ND |
| MEVINPHOS | 0.01274 | ug/g | 0.1 | ND | ABAMECTIN B1A | 0.02178 | ug/g | 0.1 | ND |
| DIMETHOATE | 0.0245 | ug/g | 0.1 | ND | PCNB * | 0.029 | ug/g | 0.1 | ND |
| THIACLOPRID | 0.00659 | ug/g | 0.1 | ND | PARATHION-METHYL * | 0.019 | ug/g | 0.1 | ND |
| IMAZALIL | 0.00954 | ug/g | 0.1 | ND | CAPTAN * | 0.110 | ug/g | 0.7 | ND |
| ALDICARB | 0.02651 | ug/g | 0.1 | ND | CHLORDANE * | 0.024 | ug/g | 0.1 | ND |
| PROPOXUR | 0.02098 | ug/g | 0.1 | ND | CHLORFENAPYR * | 0.019 | ug/g | 0.1 | ND |
| DICHLORVOS | 0.03062 | ug/g | 0.1 | ND | | | | | |
| CARBOFURAN | 0.026 | ug/g | 0.1 | ND | | | | | |
| CARBARYL | 0.01277 | ug/g | 0.5 | ND | | | | | |
| NALED | 0.02472 | ug/g | 0.1 | ND | | | | | |
| CHLORANTRANILIPROLE | 0.01762 | ug/g | 10 | ND | | | | | |
| METALAXYL | 0.0088 | ug/g | 2 | ND | | | | | |
| PHOSMET | 0.01013 | ug/g | 0.1 | ND | | | | | |
| AZOXYSTROBIN | 0.01504 | ug/g | 0.1 | ND | | | | | |
| FLUDIOXONIL | 0.01911 | ug/g | 0.1 | ND | | | | | |
| SPIROXAMINE | 0.01223 | ug/g | 0.1 | ND | | | | | |
| BOSCALID | 0.01257 | ug/g | 0.1 | ND | | | | | |
| METHIOCARB | 0.02112 | ug/g | 0.1 | ND | | | | | |
| PACLOBUTRAZOL | 0.01648 | ug/g | 0.1 | ND | | | | | |
| MALATHION | 0.01106 | ug/g | 0.5 | ND | | | | | |
| DIMETHOMORPH | 0.01171 | ug/g | 2 | ND | | | | | |
| MYCLOBUTANIL | 0.01695 | ug/g | 0.1 | ND | | | | | |
| BIFENAZATE | 0.01368 | ug/g | 0.1 | ND | | | | | |
| FENHEXAMID | 0.0163 | ug/g | 0.1 | ND | | | | | |
| SPIROTETRAMAT | 0.00947 | ug/g | 0.1 | ND | | | | | |
| FIPRONIL | 0.00942 | ug/g | 0.1 | ND | | | | | |
| ETHOPROPHOS | 0.00807 | ug/g | 0.1 | ND | | | | | |
| FENOXYCARB | 0.01971 | ug/g | 0.1 | ND | | | | | |
| KRESOXIM-METHYL | 0.01462 | ug/g | 0.1 | ND | | | | | |
| TEBUCONAZOLE | 0.00667 | ug/g | 0.1 | ND | | | | | |
| COUMAPHOS | 0.01226 | ug/g | 0.1 | ND | | | | | |
| DIAZINON | 0.01387 | ug/g | 0.1 | ND | | | | | |

 **Pesticides** PASSED

| | | | |
|----------------------------------|-------------------------|------------------------------|---------------------------|
| Analyzed by 1054, 1051 | Weight 0.520g | Extraction date NA | Extracted By NA |
|----------------------------------|-------------------------|------------------------------|---------------------------|

Analysis Method - SOP.T.30.060, SOP.T.40.060 ,
Analytical Batch - CA000375PES, CA000395VOL
Instrument Used : MO-LCMS-001_FLO , GCMS-TQ8050_FLO(MO-GCMSTQ-01)
Running On :
Batch Date : 10/02/20 18:34:19

| | | |
|----------------|-----------------|--------------------|
| Reagent | Dilution | Consums. ID |
| | 1 | |

Pesticide screen is performed using LC-MS which can screen down to below single digit ppb concentrations for regulated Pesticides. Currently we analyze for 57 Pesticides. (Method: SOP.T.30.060 Sample Preparation for Pesticides Analysis via LCMSMS and SOP.T40.060 Procedure for Pesticide Quantification Using LCMS). *

This report shall not be reproduced, unless in its entirety, without written approval from Kaycha Labs. This report is an Kaycha Labs certification. The results relate only to the material or product analyzed. Test results are confidential unless explicitly waived otherwise. Void after 1 year from test end date. Cannabinoid content of batch material may vary depending on sampling error. IC=In-control QC parameter, NC=Non-controlled QC parameter, ND=Not Detected, NA=Not Analyzed, ppm=Parts Per Million, ppb=Parts Per Billion. Limit of Detection (LoD) and Limit Of Quantitation (LoQ) are terms used to describe the smallest concentration that can be reliably measured by an analytical procedure. RPD=Reproducibility of two measurements. Action Levels are State determined thresholds for human safety for consumption and/or inhalation. The result >99% are variable based on uncertainty of measurement (UM) for the analyte. The UM error is available from the lab upon request. The "Decision Rule" for the pass/fail does not include the UM. The limits are based on F.S. Rule 64-4.310.

Haifei Yin
Lab Director
State License # NA
ISO Accreditation #
L18-47-1



Signature

10/14/2020
Signed On



Certificate of Analysis

TESTED

Hemp Flower Prime

2444 Porter St,
Los Angeles, CA, 90021

Telephone: (877) 888-7335

Email: julianna@kaychalabs.com

Sample : CA00928006-002

Harvest/LOT ID: N/A

Batch#: 0001

Sampled : 09/28/20

Ordered : 09/28/20


Sample Size Received : 10 gram

Completed : 10/13/20 Expires: 10/13/21

Sample Method : SOP Client Method

Page 4 of 4


Microbials
PASSED


Mycotoxins
PASSED

| Analyte | LOD | Result | Analyte | LOD | Units | Result | Action Level (PPB) |
|--------------------------------|-----|------------------------|---|-----|-------|--------|--------------------|
| ASPERGILLUS FLAVUS | | not present in 1 gram. | AFLATOXIN_G2 | 1 | ug/kg | ND | 20 |
| ESCHERICHIA_COLI_SPECIFIC_GENE | | not present in 1 gram. | AFLATOXIN_G1 | 0.5 | ug/kg | ND | 20 |
| ESCHERICHIA_COLI_SHIGELLA_SPP | | not present in 1 gram. | AFLATOXIN_B2 | 0.5 | ug/kg | ND | 20 |
| SALMONELLA_SPECIFIC_GENE | | not present in 1 gram. | AFLATOXIN_B1 | 0.5 | ug/kg | <1 | 20 |
| ASPERGILLUS_FUMIGATUS | | not present in 1 gram. | OCHRATOXIN_A | 5 | ug/kg | ND | 20 |
| ASPERGILLUS_NIGER | | not present in 1 gram. | TOTAL AFLATOXINS (SUM OF B1, B2, G1 & G2) | 3 | ug/kg | ND | 20 |
| ASPERGILLUS_TERREUS | | not present in 1 gram. | | | | | |

Analysis Method -SOP.T.40.043
 Analytical Batch -CA000369MIC Batch Date : 10/02/20
 Instrument Used : Sensovation SensoSpot Fluorescence
 Running On :

| Analyzed by | Weight | Extraction date | Extracted By |
|-------------|---------|-----------------|--------------|
| 1069 | 1.0097g | NA | NA |

Consums. ID

200103-274
18353

Microbiological testing for Fungal and Bacterial Identification via Polymerase Chain Reaction (PCR) method consisting of sample DNA amplified via tandem Polymerase Chain Reaction (PCR) as a crude lysate which avoids purification. (Method SOP.T.40.043) If a pathogenic Escherichia Coli, Salmonella, Aspergillus fumigatus, Aspergillus flavus, Aspergillus niger, or Aspergillus terreus is detected in 1g of a sample, the sample fails the microbiological-impurity testing.

Analysis Method -SOP.T.30.060, SOP.T.40.060
 Analytical Batch -CA000376MYC | Reviewed On - 10/05/20 11:07:28
 Instrument Used : MO-LCMS-001_FLO
 Running On :
 Batch Date : 10/02/20 18:42:45

| Analyzed by | Weight | Extraction date | Extracted By |
|-------------|--------|-----------------|--------------|
| 1051 | 0.52g | NA | NA |

Aflatoxins B1, B2, G1, G2, and Ochratoxins A testing using LC-MS. (Method: SOP.T.30.060 for Sample Preparation and SOP.T40.060 Procedure for Mycotoxins Quantification Using LCMS. LOQ 1.0 ppb). Total Aflatoxins (Aflatoxin B1, B2, G1, G2) must be <20ug/Kg. Ochratoxins must be <20ug/Kg.


Heavy Metals
PASSED

| Reagent | Reagent |
|------------|------------|
| 012420.01 | 030320.08 |
| 010220.01 | 091520.R03 |
| 030220.11 | |
| 091520.R02 | |
| 120219.01 | |
| 020320.02 | |

| Metal | LOD | Unit | Result | Action Level (PPM) |
|---------|-------|------|--------|--------------------|
| ARSENIC | 0.012 | ug/g | 0.061 | 0.2 |
| CADMIUM | 0.012 | ug/g | 0.072 | 0.2 |
| LEAD | 0.016 | ug/g | 0.086 | 0.5 |
| MERCURY | 0.018 | ug/g | <0.054 | 0.1 |

| Analyzed by | Weight | Extraction date | Extracted By |
|-------------|--------|-------------------|--------------|
| 1050 | 0.507g | 09/29/20 02:09:35 | 1050 |

Analysis Method -SOP.T.40.050, SOP.T.30.052
 Analytical Batch -CA000331HEA
 Instrument Used : ICPMS-2030(MO-ICPMS-01)
 Running On : 09/29/20 14:01:48
 Batch Date : 09/28/20 11:10:00

Heavy Metals screening is performed using ICP-MS (Inductively Coupled Plasma - Mass Spectrometer) which can screen down to below single digit ppb concentrations for regulated heavy metals using Method SOP.T.30.052 Sample Preparation for Heavy Metals Analysis via ICP-MS and SOP.T.40.050 Heavy Metals Analysis via ICP-MS.

This report shall not be reproduced, unless in its entirety, without written approval from Kaycha Labs. This report is an Kaycha Labs certification. The results relate only to the material or product analyzed. Test results are confidential unless explicitly waived otherwise. Void after 1 year from test end date. Cannabinoid content of batch material may vary depending on sampling error. IC=In-control QC parameter, NC=Non-controlled QC parameter, ND=Not Detected, NA=Not Analyzed, ppm=Parts Per Million, ppb=Parts Per Billion. Limit of Detection (LoD) and Limit Of Quantitation (LoQ) are terms used to describe the smallest concentration that can be reliably measured by an analytical procedure. RPD=Reproducibility of two measurements. Action Levels are State determined thresholds for human safety for consumption and/or inhalation. The result >99% are variable based on uncertainty of measurement (UM) for the analyte. The UM error is available from the lab upon request. The "Decision Rule" for the pass/fail does not include the UM. The limits are based on F.S. Rule 64-4.310.

Haifei Yin
 Lab Director
 State License # NA
 ISO Accreditation #
 L18-47-1



Signature

10/14/2020
 Signed On